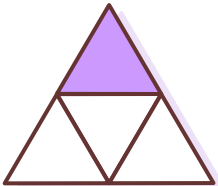
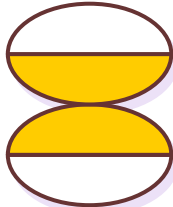

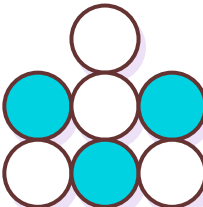

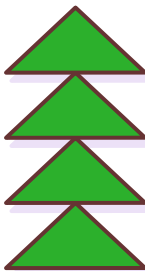
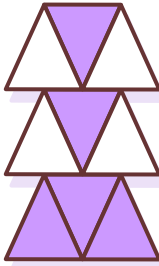

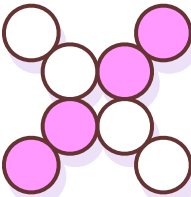

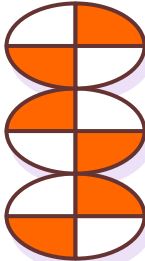


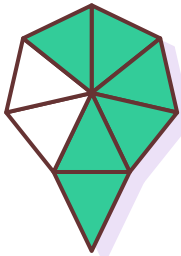



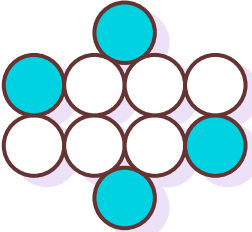


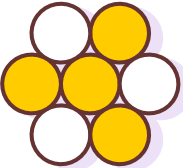

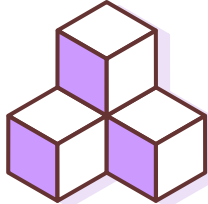
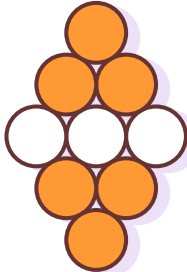




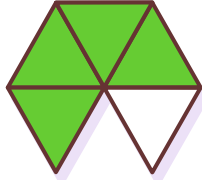

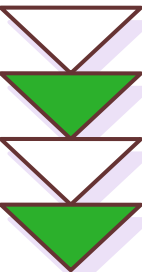
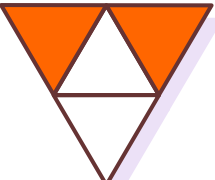



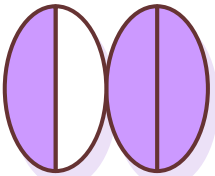
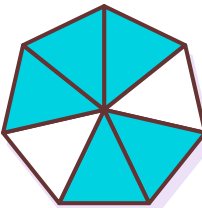
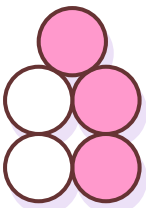
# Which represents the shaded part of the shape - FRACTION, DECIMAL, OR PERCENTAGE?

	15%		25%		50%		30%
	$\frac{1}{4}$		$\frac{3}{4}$		$\frac{3}{7}$		$\frac{3}{7}$
	0.35		0.5		0.25		0.33
	35%		95%		0.54		64%
	$\frac{3}{4}$		$\frac{3}{8}$		$\frac{5}{9}$		0.60
	0.65		1.00		75%		$\frac{4}{6}$
	44%		0.63		30%		$\frac{4}{9}$
	0.500		$\frac{2}{3}$		0.34		45%
	$\frac{1}{8}$		63%		$\frac{1}{2}$		4.5

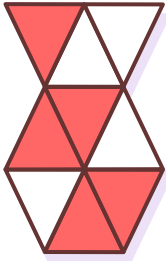
# Which represents the shaded part of the shape - FRACTION, DECIMAL, OR PERCENTAGE?


	<table border="1"> <tbody> <tr><td>0.6</td></tr> <tr><td>63%</td></tr> <tr><td><math>\frac{2}{3}</math></td></tr> </tbody> </table>	0.6	63%	$\frac{2}{3}$		<table border="1"> <tbody> <tr><td>75%</td></tr> <tr><td>0.6</td></tr> <tr><td><math>\frac{2}{6}</math></td></tr> </tbody> </table>	75%	0.6	$\frac{2}{6}$		<table border="1"> <tbody> <tr><td><math>\frac{3}{7}</math></td></tr> <tr><td>73%</td></tr> <tr><td>0.70</td></tr> </tbody> </table>	$\frac{3}{7}$	73%	0.70		<table border="1"> <tbody> <tr><td>0.54</td></tr> <tr><td><math>\frac{5}{9}</math></td></tr> <tr><td>58%</td></tr> </tbody> </table>	0.54	$\frac{5}{9}$	58%
0.6																			
63%																			
$\frac{2}{3}$																			
75%																			
0.6																			
$\frac{2}{6}$																			
$\frac{3}{7}$																			
73%																			
0.70																			
0.54																			
$\frac{5}{9}$																			
58%																			
	<table border="1"> <tbody> <tr><td>45%</td></tr> <tr><td><math>\frac{5}{12}</math></td></tr> <tr><td>0.49</td></tr> </tbody> </table>	45%	$\frac{5}{12}$	0.49		<table border="1"> <tbody> <tr><td><math>\frac{4}{6}</math></td></tr> <tr><td>0.46</td></tr> <tr><td>40%</td></tr> </tbody> </table>	$\frac{4}{6}$	0.46	40%		<table border="1"> <tbody> <tr><td>59%</td></tr> <tr><td><math>\frac{5}{9}</math></td></tr> <tr><td>0.95</td></tr> </tbody> </table>	59%	$\frac{5}{9}$	0.95		<table border="1"> <tbody> <tr><td>60%</td></tr> <tr><td><math>\frac{4}{10}</math></td></tr> <tr><td>0.46</td></tr> </tbody> </table>	60%	$\frac{4}{10}$	0.46
45%																			
$\frac{5}{12}$																			
0.49																			
$\frac{4}{6}$																			
0.46																			
40%																			
59%																			
$\frac{5}{9}$																			
0.95																			
60%																			
$\frac{4}{10}$																			
0.46																			
	<table border="1"> <tbody> <tr><td>34%</td></tr> <tr><td><math>\frac{4}{7}</math></td></tr> <tr><td>0.47</td></tr> </tbody> </table>	34%	$\frac{4}{7}$	0.47		<table border="1"> <tbody> <tr><td>50%</td></tr> <tr><td><math>\frac{5}{8}</math></td></tr> <tr><td>0.35</td></tr> </tbody> </table>	50%	$\frac{5}{8}$	0.35		<table border="1"> <tbody> <tr><td>63%</td></tr> <tr><td><math>\frac{1}{3}</math></td></tr> <tr><td>0.36</td></tr> </tbody> </table>	63%	$\frac{1}{3}$	0.36		<table border="1"> <tbody> <tr><td>30%</td></tr> <tr><td><math>\frac{2}{3}</math></td></tr> <tr><td>0.96</td></tr> </tbody> </table>	30%	$\frac{2}{3}$	0.96
34%																			
$\frac{4}{7}$																			
0.47																			
50%																			
$\frac{5}{8}$																			
0.35																			
63%																			
$\frac{1}{3}$																			
0.36																			
30%																			
$\frac{2}{3}$																			
0.96																			

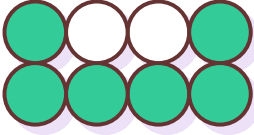
# Which represents the shaded part of the shape - FRACTION, DECIMAL, OR PERCENTAGE?


	<table border="1"> <tbody> <tr><td>35%</td></tr> <tr><td><math>\frac{4}{9}</math></td></tr> <tr><td>0.5</td></tr> </tbody> </table>	35%	$\frac{4}{9}$	0.5		<table border="1"> <tbody> <tr><td>40%</td></tr> <tr><td><math>\frac{4}{7}</math></td></tr> <tr><td>0.44</td></tr> </tbody> </table>	40%	$\frac{4}{7}$	0.44		<table border="1"> <tbody> <tr><td>80%</td></tr> <tr><td><math>\frac{1}{4}</math></td></tr> <tr><td>0.14</td></tr> </tbody> </table>	80%	$\frac{1}{4}$	0.14		<table border="1"> <tbody> <tr><td><math>\frac{4}{4}</math></td></tr> <tr><td>0.5</td></tr> <tr><td>44%</td></tr> </tbody> </table>	$\frac{4}{4}$	0.5	44%
35%																			
$\frac{4}{9}$																			
0.5																			
40%																			
$\frac{4}{7}$																			
0.44																			
80%																			
$\frac{1}{4}$																			
0.14																			
$\frac{4}{4}$																			
0.5																			
44%																			
	<table border="1"> <tbody> <tr><td>50%</td></tr> <tr><td><math>\frac{2}{8}</math></td></tr> <tr><td>1.00</td></tr> </tbody> </table>	50%	$\frac{2}{8}$	1.00		<table border="1"> <tbody> <tr><td>50%</td></tr> <tr><td><math>\frac{1}{4}</math></td></tr> <tr><td>0.35</td></tr> </tbody> </table>	50%	$\frac{1}{4}$	0.35		<table border="1"> <tbody> <tr><td><math>\frac{2}{5}</math></td></tr> <tr><td>52%</td></tr> <tr><td>0.6</td></tr> </tbody> </table>	$\frac{2}{5}$	52%	0.6		<table border="1"> <tbody> <tr><td>0.55</td></tr> <tr><td><math>\frac{1}{2}</math></td></tr> <tr><td>55%</td></tr> </tbody> </table>	0.55	$\frac{1}{2}$	55%
50%																			
$\frac{2}{8}$																			
1.00																			
50%																			
$\frac{1}{4}$																			
0.35																			
$\frac{2}{5}$																			
52%																			
0.6																			
0.55																			
$\frac{1}{2}$																			
55%																			
	<table border="1"> <tbody> <tr><td>30%</td></tr> <tr><td><math>\frac{3}{8}</math></td></tr> <tr><td>0.25</td></tr> </tbody> </table>	30%	$\frac{3}{8}$	0.25		<table border="1"> <tbody> <tr><td>25%</td></tr> <tr><td><math>\frac{3}{4}</math></td></tr> <tr><td>0.5</td></tr> </tbody> </table>	25%	$\frac{3}{4}$	0.5		<table border="1"> <tbody> <tr><td>0.75</td></tr> <tr><td>57%</td></tr> <tr><td><math>\frac{5}{7}</math></td></tr> </tbody> </table>	0.75	57%	$\frac{5}{7}$		<table border="1"> <tbody> <tr><td>60%</td></tr> <tr><td>0.3</td></tr> <tr><td><math>\frac{2}{3}</math></td></tr> </tbody> </table>	60%	0.3	$\frac{2}{3}$
30%																			
$\frac{3}{8}$																			
0.25																			
25%																			
$\frac{3}{4}$																			
0.5																			
0.75																			
57%																			
$\frac{5}{7}$																			
60%																			
0.3																			
$\frac{2}{3}$																			


# Which represents the shaded part of the shape - FRACTION, DECIMAL, OR PERCENTAGE?

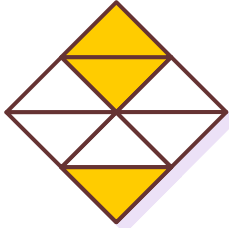
	0.72
	$\frac{5}{9}$
	54%


	34%
	$\frac{3}{7}$
	0.37

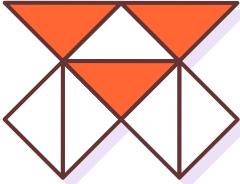
	75%
	$\frac{1}{2}$
	0.62


	47%
	0.43
	$\frac{4}{7}$


	$\frac{2}{3}$
	23%
	2.3

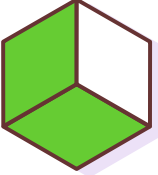
	50%
	$\frac{3}{8}$
	0.3


	85%
	$\frac{2}{2}$
	0.5

	35%
	$\frac{3}{8}$
	0.38

	50%
	$\frac{1}{4}$
	1.00

	$\frac{2}{6}$
	50%
	1.33

	0.2
	12%
	$\frac{2}{3}$

	31%
	$\frac{1}{3}$
	0.75